



# NÜKTE TRAILER

PRODUCTCATALOG

## KNOW WHO IS BEHIND YOU

Nükte Trailer, a Nükte Automotive company, is one of the major players in the Turkish commercial vehicle sector. Thanks to our customer-focused and dynamic service approach, we have become one of the most appreciated, trusted and preferred brands in corporate reputation surveys within the industry. The trust in our company is the most important indicator that we contribute to the country's economy. Providing the best service to our customers has become a continuous learning process for us.

Providing the best service is a matter of pride for us.



*Ahmet Nükte*

NÜKTE OTOMOTİV  
Chairman of the Board  
of Directors

# NUKTE AUTOMOTIVE

## THE PIONEER OF INNOVATION AND QUALTY

---

Nükte Trailer entered the heavy vehicle sector in 2020. Since its establishment, it has been continuing its work with the aim of being a constantly developing and growing company. Nükte Trailer attaches importance to planned R&D and P&D studies in order to ensure sustainability in the trailer sector. It performs production services in the heavy vehicle sector with its factory located in Konya 4th Organized Industrial Zone. It takes qualified human resources into consideration in this production chain. It has an expert, talented and experienced team. Nükte Trailer aims to reach quality even in the finest details with its production planning and qualified human resources.

NUKTE TRAILER

## ARKANDA KİM



# OLDUGUNU BİL!



## 3 AXLES LOWBED

### **SHEET and WELDING APPLICATION**

High-Strength Sheet in S355 or MC700 Quality.  
Synergistic Welding Application.

### **DIMENSIONAL RANGES**

Its width can be 2550mm-4000mm  
Its platform length can be 5000mm-12000mm with the option customer request  
Its total length can be 10.700-16.000.

### **SIDE EXTENSION FEATURES**

Option to extend up to 250 mm on both the right and left sides.

### **GROUND CLERANCE FEATURE OF TRAILER**

Varies based on customer requirements, ranging from 775 mm to 1100 mm.

### **KING-PIN**

Approved by ECE-R55 Regulation, available in 2" and 3.5" options.  
Variability depending on 4x2-6x2 or 6x4 tractor configurations.

### **AXLE AND TIRE FEATURES**

Suitable tire for the jant 17,5-19,5 or 22,5 size  
Axles: 12-18 ton capacity drum axle  
Lifting system: There is a load-sensitive automatic Axle Lifting System on the Front Axle.  
Steering Axle Options: The steering axle can be added with the customer request.

**SUSPENSION FEATURES** The suspension is available in either mechanical or air suspension, depending on customer



### **LADDER OPTIONS**

Options include hydraulic side-shifting folding ramps or single-piece ramps that descend to an angle of up to 9 degrees.  
Powered by a 24 V DC Power Unit (Hydraulic Motor).  
Safety-locked hydraulic pistons vary according to options.  
Covered with either wooden planks or grid plates on the ladders.

### **BRAKE SYSTEM**

Brake system approved by ECE-R13 regulation.

# 3 AXLES

# LOWBED



**\*Measureings can be changed.**

## **ELECTRICAL SYSTEM**

Compliant with ISO standards, featuring 2x7-pin sockets.  
15-pin socket in compliance with ADR regulations.  
Rear stop lights with 7 functions (with horn).  
2 white LED side marker lights.  
Amber side marker lights based on the platform's length.  
Additional lighting equipment for road and operational illumination as needed.

## **PAINT TECHNICS**



Sandblasting process in SA2.5 degree confirmed to ISO Standards is done before painting.  
Chemical cleaning are done after sandblasting process.  
Zinc-Rich or Metallising process are done by customer request.  
It is done with epoxy primer and acrilic paint in paint cabin with oven.

## **ACCESSORIES**

3 QTY Cabinet (on gooseneck)  
2 QTY Tool Box  
Wheel Chock  
Front and Back Steering Lamp  
Worklamp  
Connection circles with galvanizing  
Expansion arms with galvanizing  
Connection part of spare tire with galvanizing  
Side expansion reflectors with galvanizing  
2 QTY Fire Cabinet connection part

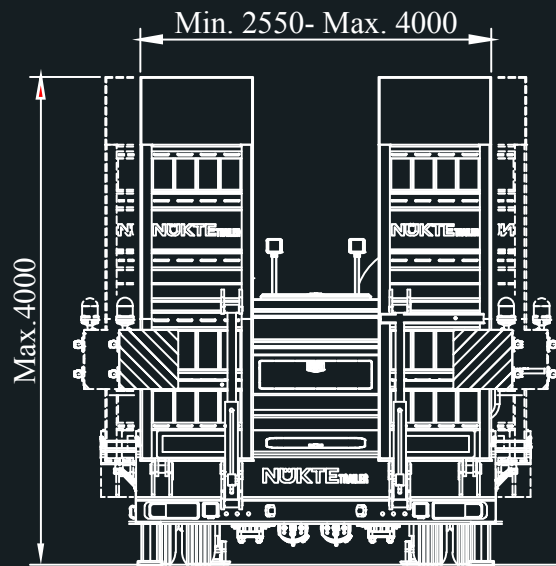
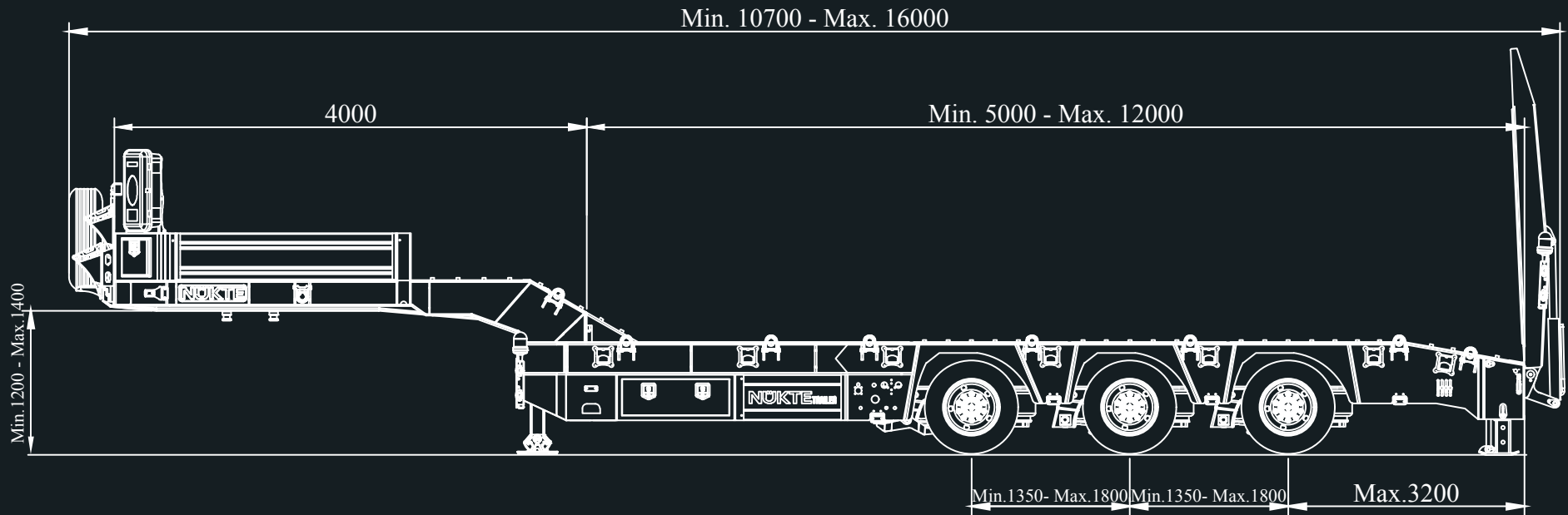


# NUKTE TRAILER

[www.nuktetrailer.com](http://www.nuktetrailer.com)  444 6 121 








**3 AXLES**

---

**LOWBED**

## 3 AXLES EXTENDABLE LOWBED



### **SHEET and WELDING APPLICATION**

High-Strength Sheet in S355 or MC700 Quality.  
Synergistic Welding Application.

### **MEASURING RANGE**

Its width is 2550-4000mm with customer request option.  
Platform length is 10.700-35.000mm.  
Platform Extension Size 3.500mm-23.000mm  
Total length is 40.400mm

### **SIDE EXTENSION FEATURES**

Option to extend up to 250 mm on both the right and left sides.

### **TRAILER GROUND CLEARANCE FEATURE**

Varies based on customer requirements, ranging from 775 mm to 1100 mm.

### **KING-PIN**

Approved by ECE-R55 Regulation, available in 2" and 3.5" options.  
Variability depending on 4x2-6x2 or 6x4 tractor configurations.

### **AXLE AND TIRE FEATURES**

Suitable tire for the jant 17,5-19,5 or 22,5 size  
Axles: 12-18 ton capacity drum axle  
Lifting system: There is a load-sensitive automatic Axle Lifting System on the Front Axle.  
Steering Axle Options: The steering axle can be added with the customer request.

### **SUSPENSION FEATURES**

The suspension is available in either mechanical or air suspension, depending on customer

### **LADDER OPTIONS**

Options include hydraulic side-shifting folding ramps or single-piece ramps that descend to an angle of up to 9 degrees.  
Powered by a 24 V DC Power Unit (Hydraulic Motor).  
Safety-locked hydraulic pistons vary according to options.  
Covered with either wooden planks or grid plates on the ladders.

### **BRAKE SYSTEM**

Brake system approved by ECE-R13 regulation.

### **ELECTRICAL SYSTEM**

Compliant with ISO standards, featuring 2x7-pin sockets.  
15-pin socket in compliance with ADR regulations.  
Rear stop lights with 7 functions (with horn).  
2 white LED side marker lights.  
Amber side marker lights based on the platform's length.  
Additional lighting equipment for road and operational illumination as needed.

# 3 AXLES

# EXTENDABLE LOWBED



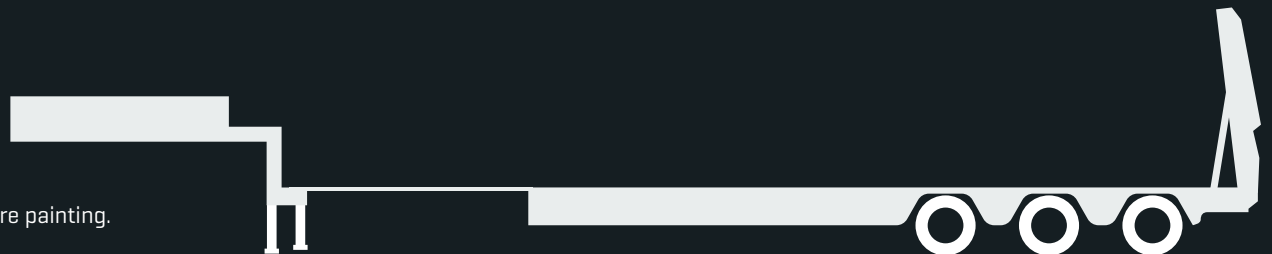
**\*Measureings can be changed.**

#### ACCESSORIES



- 3 Boxes (on the Goosneck).
- 2 Toolboxes.
- Wheel Chock.
- Front and Rear Rotating Lights.
- Working Light.
- Galvanized Roro Rings.
- Galvanized Expansion Arms.
- Galvanized Spare Tire Mounting Plate
- Galvanized Side Expansion Reflectors.
- 2 qty Fire Cabinet connection part

#### PAINT TECHNICS

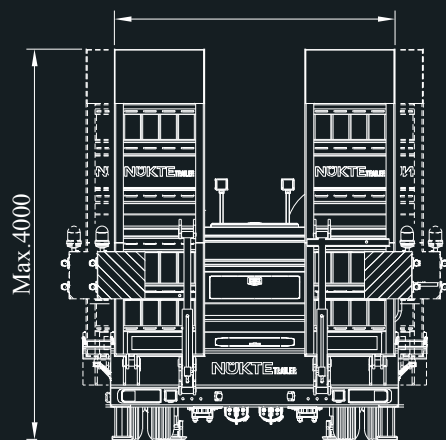
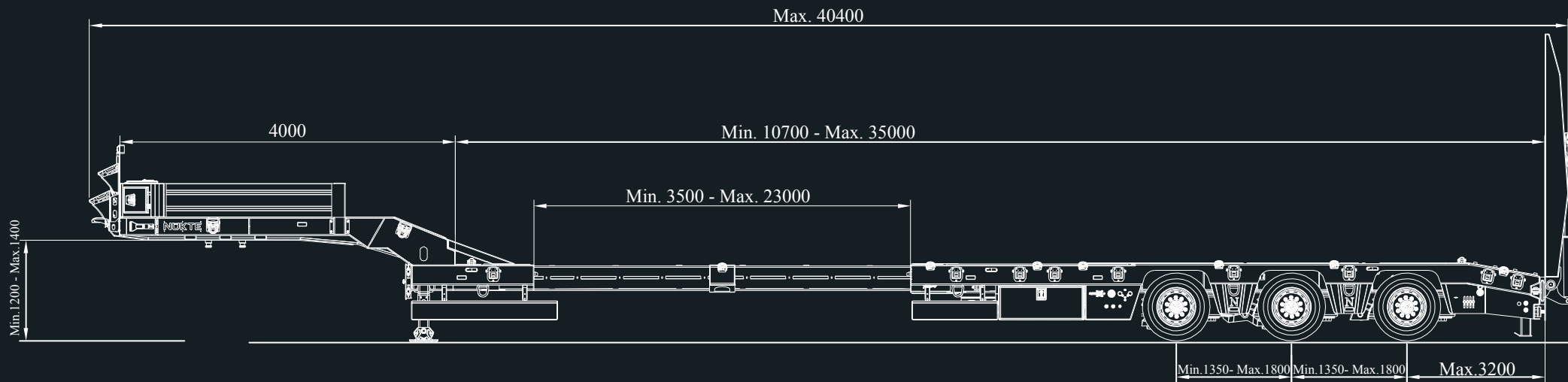
- Sandblasting process in SA2.5 degree confirmed to ISO Standards is done before painting.
- Chemical cleaning are done after sandblasting process.
- Zinc-Rich or Metallising process are done by customer request.
- It is done with epoxy primer and acrylic paint in paint cabin with oven.



# NÜKTE TRAILER

[www.nuktetrailer.com](http://www.nuktetrailer.com)  444 6 121 





# 3 AXLES EXTENDABLE LOWBED

## 4 AXLES LOWBED

### SHEET and WELDING APPLICATION

High-Strength Sheet in S355 or MC700 Quality.  
Synergistic Welding Application.

### MEASURING RANGE

Its width is 2550mm-4000mm with customer request option.  
Platform length is 7000mm – 14.000mm  
Its total length is up to 18.000mm.

### SIDE EXTENSION FEATURES

Option to extend up to 250 mm on both the right and left sides.

### TRAILER GROUND CLEARANCE FEATURE

Varies based on customer requirements, ranging from 775 mm to 1100 mm.

### KING-PIN

Approved by ECE-R55 Regulation, available in 2" and 3.5" options.  
Variability depending on 4x2-6x2 or 6x4 tractor configurations.

### AXLE and TIRE SPECIFICATIONS

Suitable tire for the jant 17,5-19,5 or 22,5 size  
Axles: 12-18 ton capacity drum axle  
Lifting system: There is a load-sensitive automatic Axle Lifting System on the Front Axle.  
Steering Axle Options: The steering axle can be added with the customer request.

### SUSPENSION FEATURES

The suspension is available in either mechanical or air suspension, depending on customer



### LADDER OPTIONS

Options include hydraulic side-shifting folding ramps or single-piece ramps that descend to an angle of up to 9 degrees.  
Powered by a 24 V DC Power Unit [Hydraulic Motor].  
Safety-locked hydraulic pistons vary according to options.  
Covered with either wooden planks or grid plates on the ladders.

### BRAKE SYSTEM

Brake system approved by ECE-R13 regulation.

# 4 AXLES

---

# LOWBED



**\*Measureings can be changed.**

#### **ELECTRICAL SYSTEM**

Compliant with ISO standards, featuring 2x7-pin sockets.  
15-pin socket in compliance with ADR regulations.  
Rear stop lights with 7 functions [with horn].  
2 white LED side marker lights.  
Amber side marker lights based on the platform's length.  
Additional lighting equipment for road and operational illumination as needed.

#### **PAINT TECHNICS**

Sandblasting process in SA2.5 degree confirmed to ISO Standards is done before painting.  
Chemical cleaning are done after sandblasting process.  
Zinc-Rich or Metallising process are done by customer request.  
It is done with epoxy primer and acrylic paint in paint cabin with oven.

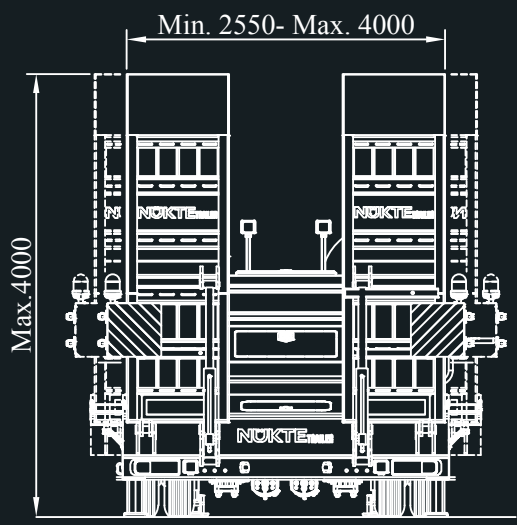
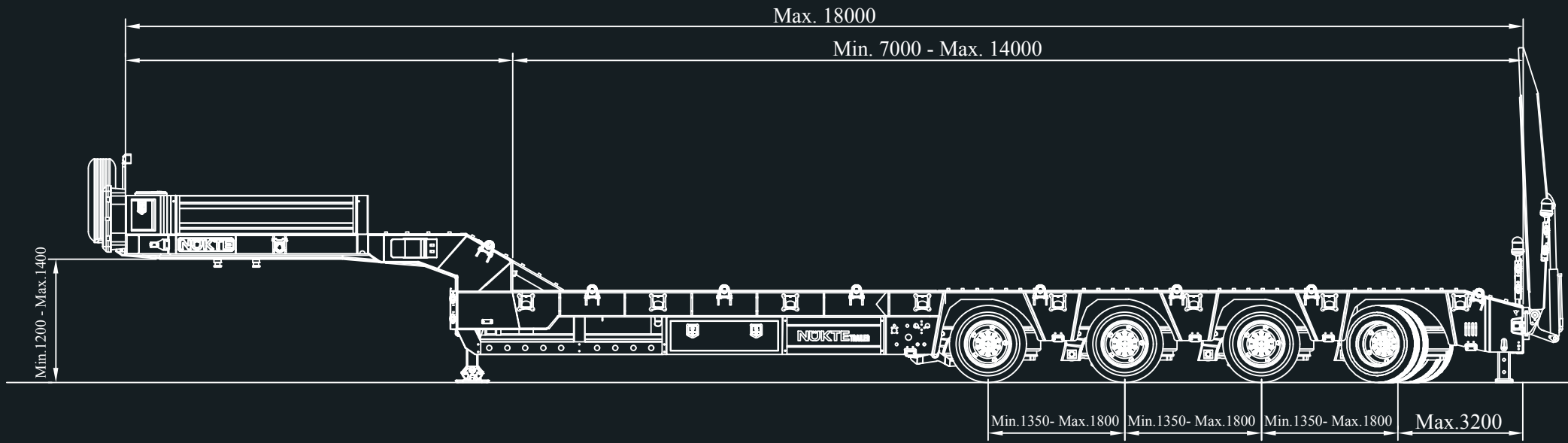
#### **ACCESSORIES**

3 Boxes [on the Goosneck].  
2 Toolboxes.  
Wheel Chock.  
Front and Rear Rotating Lights.  
Working Light.  
Galvanized Roro Rings.  
Galvanized Expansion Arms.  
Galvanized Spare Tire Mounting Plate  
Galvanized Side Expansion Reflectors.  
2 qty Fire Cabinet connection part









4 AXLES  
LOWBED

## 4 AXLE EXTENDABLE LOWBED



### SHEET and WELDING APPLICATION

High-Strength Sheet in S355 or MC700 Quality.  
Synergistic Welding Application.

### MEASURING RANGE

Its width is 2550-4000mm with customer request option.  
Platform length is 7.000 - 38.000mm.  
Platform Extension Size 3.500mm - 23.000mm  
Total length is 40.850mm

### SIDE EXTENSION FEATURES

Option to extend up to 250 mm on both the right and left sides.

### TRAILER GROUND CLEARANCE FEATURE

Varies based on customer requirements, ranging from 775 mm to 1100 mm.

### KING-PIN

Approved by ECE-R55 Regulation, available in 2" and 3.5" options.  
Variability depending on 4x2-6x2 or 6x4 tractor configurations.

### AXLE and TIRE SPECIFICATIONS

Suitable tire for the jant 17,5-19,5 or 22,5 size  
Axles: 12-18 ton capacity drum axle  
Lifting system: There is a load-sensitive automatic Axle Lifting System on the Front Axle.  
Steering Axle Options: The steering axle can be added with the customer request.

### SUSPENSION FEATURES

The suspension is available in either mechanical or air suspension, depending on customer

### LADDER OPTIONS

Options include hydraulic side-shifting folding ramps or single-piece ramps that descend to an angle of up to 9 degrees.  
Powered by a 24 V DC Power Unit (Hydraulic Motor).  
Safety-locked hydraulic pistons vary according to options.  
Covered with either wooden planks or grid plates on the ladders.

### BRAKE SYSTEM

Brake system approved by ECE-R13 regulation.

### ELECTRICAL SYSTEM

Compliant with ISO standards, featuring 2x7-pin sockets. 15-pin socket in compliance with ADR regulations.  
Rear stop lights with 7 functions (with horn).  
2 white LED side marker lights.  
Amber side marker lights based on the platform's length.  
Additional lighting equipment for road and operational illumination as needed.

# 4 AXLES

# EXTENDABLE LOWBED



**\*Measureings can be changed.**

## **ACCESSORIES**



- 3 Boxes (on the Goosneck).
- 2 Toolboxes.
- Wheel Chock.
- Front and Rear Rotating Lights.
- Working Light.
- Galvanized Roro Rings.
- Galvanized Expansion Arms.
- Galvanized Spare Tire Mounting Plate
- Galvanized Side Expansion Reflectors.
- 2 qty Fire Cabinet connection part

## **PAINT APPLICATIONS**

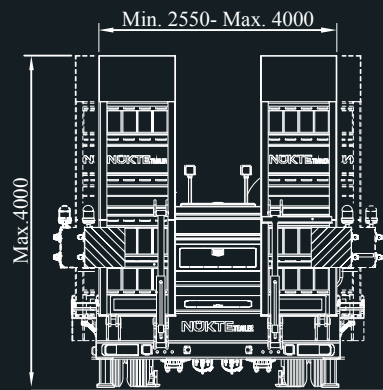
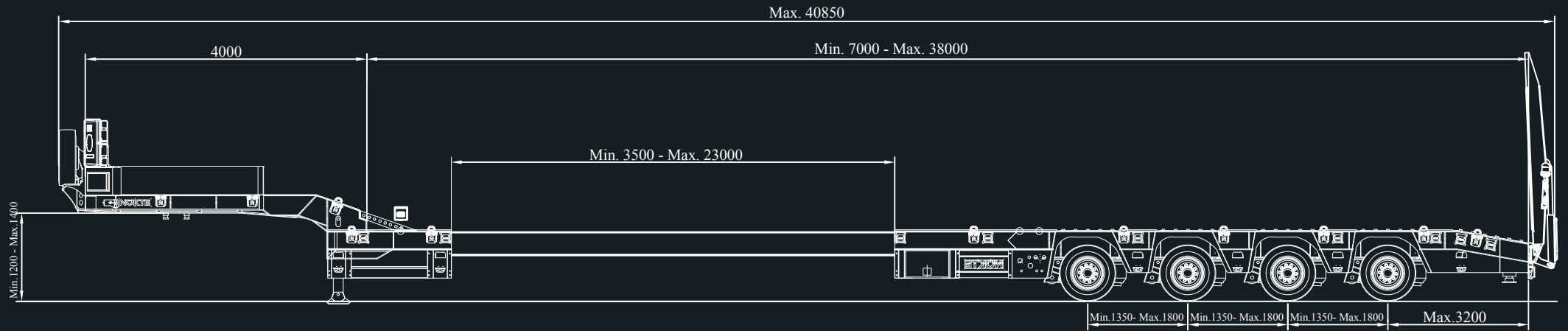
- Sandblasting process in SA2.5 degree confirmed to ISO Standards is done before painting.
- Chemical cleaning are done after sandblasting process.
- Zinc-Rich or Metallising process are done by customer request.
- It is done with epoxy primer and acrylic paint in paint cabin with oven.



# NÜKTE TRAILER

[www.nuktetrailer.com](http://www.nuktetrailer.com)  444 6 121 





# 4 AXLES

# EXTENDABLE

---

# LOWBED

## 5 AXLES LOWBED

### SHEET and WELDING APPLICATION

High-Strength Sheet in S355 or MC700 Quality.  
Synergistic Welding Application.

### DIMENSIONAL RANGES

Its width is 2550-4000mm with customer request option.  
Platform length is 7.000-16.000mm.  
Total length is up to 20.000mm.

### SIDE EXTENSION FEATURES

Option to extend up to 250 mm on both the right and left sides.

### TRAILER GROUND CLEARANCE FEATURE

Varies based on customer requirements, ranging from 880 mm to 1100 mm.

### KING-PIN

Approved by ECE-R55 Regulation, available in 2" and 3.5" options.  
Variability depending on 4x2-6x2 or 6x4 tractor configurations.

### AXLE and TIRE SPECIFICATIONS

Suitable tire for the jant 17,5-19,5 or 22,5 size  
Axles: 12-18 ton capacity drum axle  
Lifting system: There is a load-sensitive automatic Axle Lifting System on the Front Axle.  
Steering Axle Options: The steering axle can be added with the customer request.

### SUSPENSION FEATURES

The suspension is available in either mechanical or air suspension, depending on customer



### LADDER OPTIONS

Options include hydraulic side-shifting folding ramps or single-piece ramps that descend to an angle of up to 9 degrees.  
Powered by a 24 V DC Power Unit (Hydraulic Motor).  
Safety-locked hydraulic pistons vary according to options.  
Covered with either wooden planks or grid plates on the ladders.

### BRAKE SYSTEM

Brake system approved by ECE-R13 regulation.

### ELECTRICAL SYSTEM

Compliant with ISO standards, featuring 2x7-pin sockets. 15-pin socket in compliance with ADR regulations.  
Rear stop lights with 7 functions (with horn).  
2 white LED side marker lights.  
Amber side marker lights based on the platform's length.  
Additional lighting equipment for road and operational illumination as needed.

# 5 AXLES

---

# LOWBED



#### ACCESSORIES

- 3 Boxes [on the Goosneck].
- 2 Toolboxes.
- Wheel Chock.
- Front and Rear Rotating Lights.
- Working Light.
- Galvanized Roro Rings.
- Galvanized Expansion Arms.
- Galvanized Spare Tire Mounting Plate
- Galvanized Side Expansion Reflectors.
- 2 qty Fire Cabinet connection part



**\*Measureings can be changed.**

#### PAINT APPLICATIONS

- Sandblasting process in SA2.5 degree confirmed to ISO Standards is done before painting.
- Chemical cleaning are done after sandblasting process.
- Zinc-Rich or Metallising process are done by customer request.
- It is done with epoxy primer and acrylic paint in paint cabin with oven.

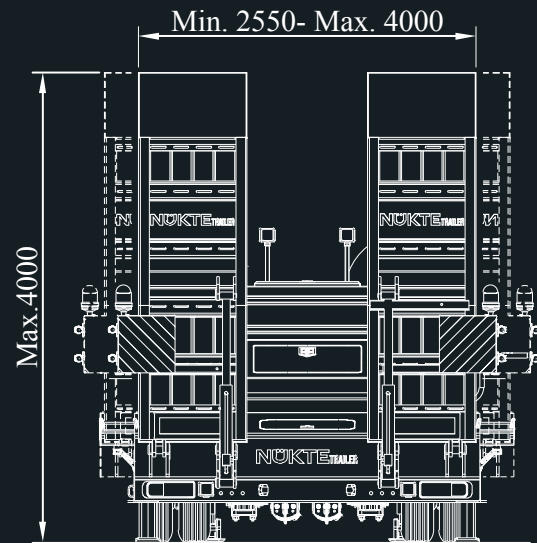
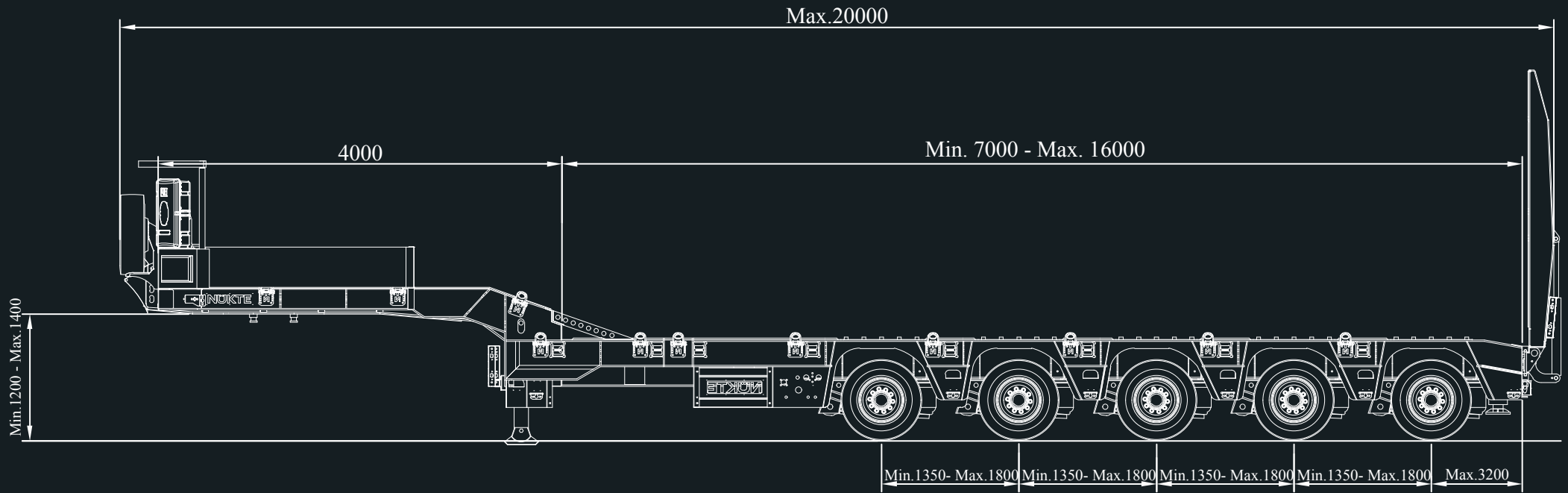


# NÜKTE TRAILER

[www.nuktetrailer.com](http://www.nuktetrailer.com)  444 6 121 







**5 AXLES**

---

**LOWBED**

## 5 AXLES EXTENDABLE LOWBED

### SHEET and WELDING APPLICATION

High-Strength Sheet in S355 or MC700 Quality.  
Synergistic Welding Application.

### DIMENSIONAL RANGES

Its width is 2550-4000mm with customer request option.  
Platform length is 7.000mm-38.000mm.  
Platform extension size 3.500mm-23.000mm  
Total length is 42.650mm

### SIDE EXTENSION FEATURES

Option to extend up to 250 mm on both the right and left sides.

### TRAILER GROUND CLEARANCE FEATURE

Varies based on customer requirements, ranging from 775 mm to 1100 mm.

### KING-PIN

Approved by ECE-R55 Regulation, available in 2" and 3.5" options.  
Variability depending on 4x2-6x2 or 6x4 tractor configurations.

### AXLE and TIRE SPECIFICATIONS

Suitable tire for the jant 17,5-19,5 or 22,5 size  
Axles: 12-18 ton capacity drum axle  
Lifting system: There is a load-sensitive automatic Axle Lifting System on the Front Axle.  
Steering Axle Options: The steering axle can be added with the customer request.

### SUSPENSION FEATURES

The suspension is available in either mechanical or air suspension, depending on customer



### LADDER OPTIONS

Options include hydraulic side-shifting folding ramps or single-piece ramps that descend to an angle of up to 9 degrees.  
Powered by a 24 V DC Power Unit (Hydraulic Motor).  
Safety-locked hydraulic pistons vary according to options.  
Covered with either wooden planks or grid plates on the ladders.

### BRAKE SYSTEM

Brake system approved by ECE-R13 regulation.

### ELECTRICAL SYSTEM

Compliant with ISO standards, featuring 2x7-pin sockets.  
15-pin socket in compliance with ADR regulations.  
Rear stop lights with 7 functions (with horn).  
2 white LED side marker lights.  
Amber side marker lights based on the platform's length.  
Additional lighting equipment for road and operational illumination as needed.

# 5 AXLES

# EXTENDABLE LOWBED



**\*Measurements can be changed.**

#### ACCESSORIES

- 3 Boxes [on the Goosneck].
- 2 Toolboxes.
- Wheel Chock.
- Front and Rear Rotating Lights.
- Working Light.
- Galvanized Roro Rings.
- Galvanized Expansion Arms.
- Galvanized Spare Tire Mounting Plate
- Galvanized Side Expansion Reflectors.
- 2 qty Fire Cabinet connection part



#### PAINT APPLICATIONS

- Sandblasting process in SA2.5 degree confirmed to ISO Standards is done before painting.
- Chemical cleaning are done after sandblasting process.
- Zinc-Rich or Metallising process are done by customer request.
- It is done with epoxy primer and acrylic paint in paint cabin with oven.

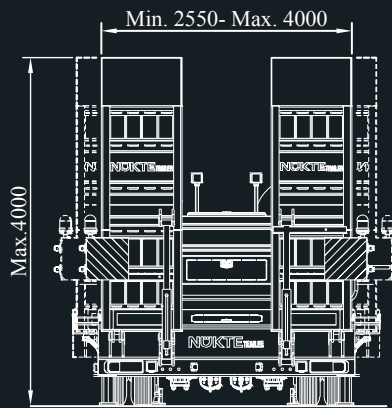
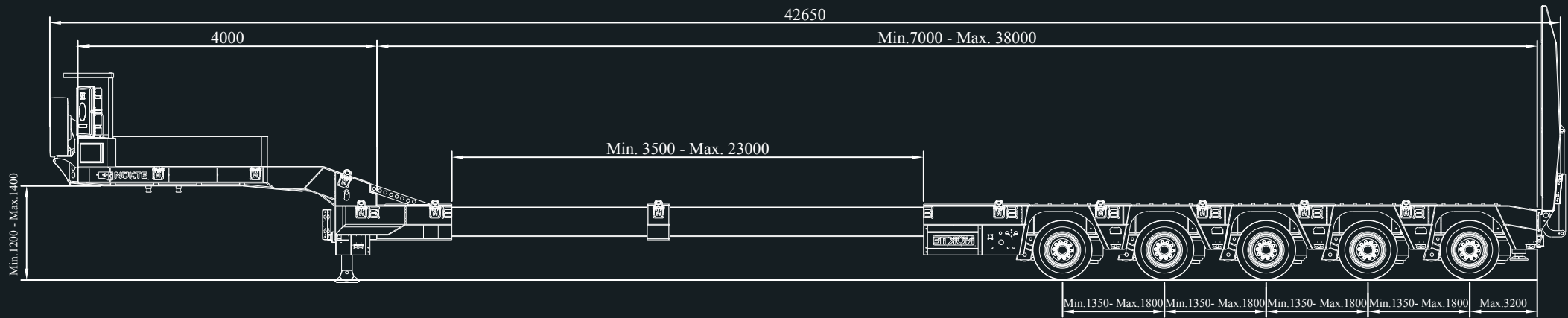


# NÜKTE TRAILER

---

[www.nuktetrailer.com](http://www.nuktetrailer.com)  444 6 121 





# 5 AXLES EXTENDABLE LOWBED

## 4 AXLES TANDEM LOWBED SEMI-TRAILER



### **SHEET and WELDING APPLICATION**

High-Strength Sheet in S355 or MC700 Quality.  
Synergistic Welding Application.

### **MEASURING RANGE**

Its width can be 2550mm-4000mm  
Its platform length is up to 14.000mm  
Its total length is up to 18.000mm.

### **TRAILER GROUND CLEARANCE FEATURE**

Varies based on customer requirements, ranging from 950 mm to 1100 mm.

### **KING-PIN**

The King Pin is 3.5" confirmed by Ece-R55 regulation.  
It is 6x2 or 6x4, it is changeable by trucks.

### **AXLE and TIRE SPECIFICATIONS**

Suitable tire for the jant 19,5 or 22,5 size is preferred.  
Axles: 4-18 ton capacity drum axle by request.

### **SUSPENSION FEATURES**

It has mechanic suspension.

### **BRAKE SYSTEM**

Options include hydraulic side-shifting folding ramps or single-piece ramps that descend to an angle of up to 9 degrees.  
Powered by a 24 V DC Power Unit (Hydraulic Motor).  
Safety-locked hydraulic pistons vary according to options.  
Covered with either wooden planks or grid plates on the ladders.

### **BRAKE SYSTEM**

Brake system approved by ECE-R13 regulation.

### **ELEKTRİK SİSTEMİ**

Compliant with ISO standards, featuring 2x7-pin sockets.  
15-pin socket in compliance with ADR regulations.  
Rear stop lights with 7 functions (with horn).  
2 white LED side marker lights.  
Amber side marker lights based on the platform's length.  
Additional lighting equipment for road and operational illumination as needed.

# 4 AXLES TANDEM

## LOWBED SEMI-TRAILER



**\*Measureings can be changed.**

### ACCESSORIES



- 3 Boxes (on the Goosneck).
- 2 Toolboxes.
- Wheel Chock.
- Front and Rear Rotating Lights.
- Working Light.
- Galvanized Roro Rings.
- Galvanized Expansion Arms.
- Galvanized Spare Tire Mounting Plate
- Galvanized Side Expansion Reflectors.
- 2 qty Fire Cabinet connection part

### PAINT APPLICATIONS

- Sandblasting process in SA2.5 degree confirmed to ISO Standards is done before painting.
- Chemical cleaning are done after sandblasting process.
- Zinc-Rich or Metallising process are done by customer request.
- It is done with epoxy primer and acrylic paint in paint cabin with oven.

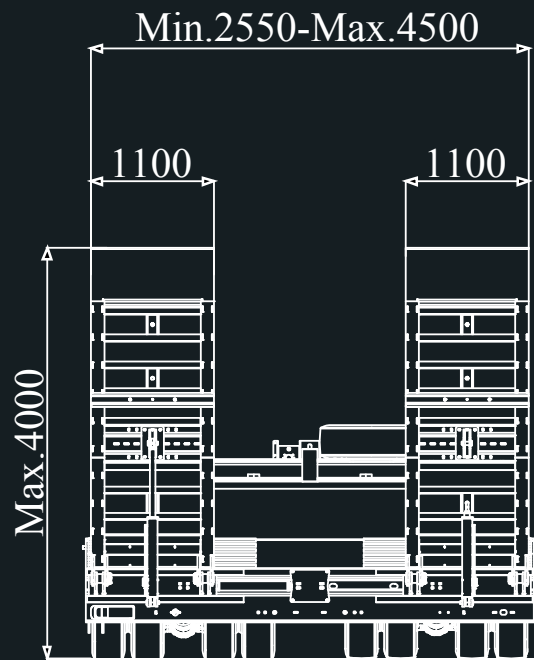
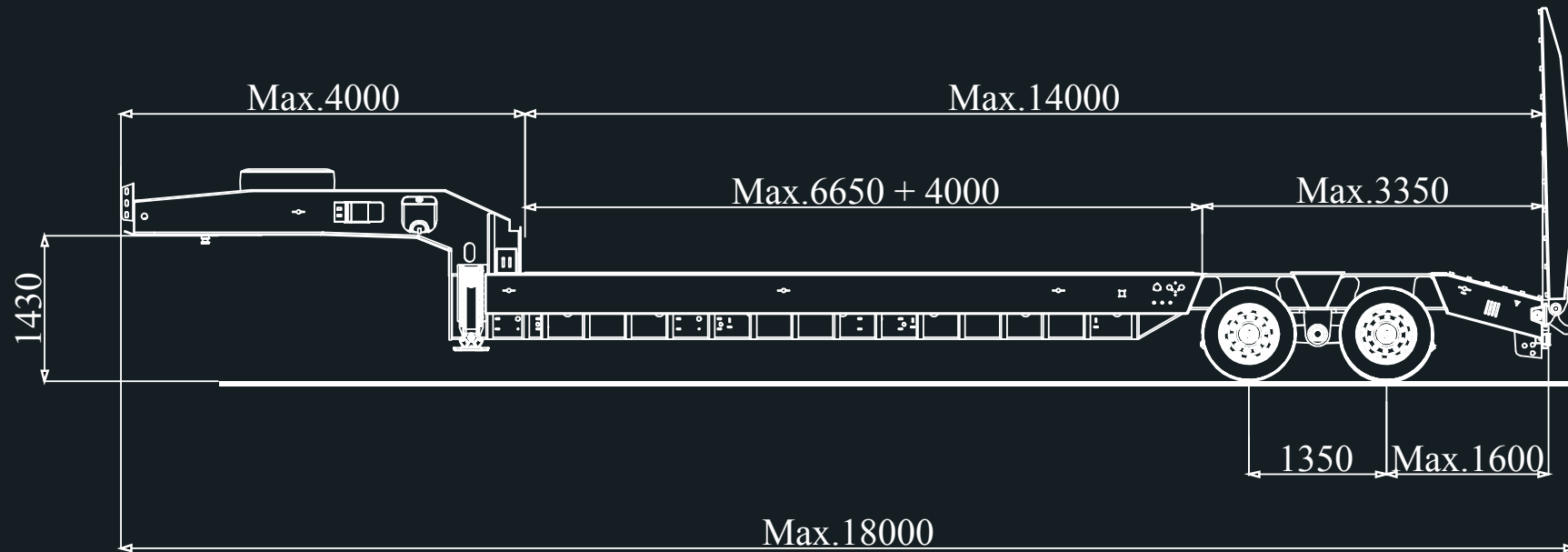


# NÜKTE TRAILER

[www.nuktetrailer.com](http://www.nuktetrailer.com)  444 6 121 







4 AXLES  
TANDEM  
LOWBED

SEMI-TRAILER

## CONTAINER CARRIER

### SHEET and WELDING APPLICATION

High-Strength Sheet in S355 or MC700 Quality.  
Synergistic Welding Application.

### DIMENSIONAL RANGES

Its width is 2550-4000mm with customer request option.  
Platform length is up to 8.900-13.600mm.  
Platform extension size is up to 3400mm  
Total length is up to 14.000mm.

### SIDE EXTENSION FEATURES

Option to extend up to 250 mm on both the right and left sides.

### TRAILER GROUND CLEARANCE FEATURE

Varies based on customer requirements, ranging from 775 mm to 1100 mm.

### KING-PIN


Approved by ECE-R55 Regulation, available in 2" and 3.5" options.  
Variability depending on 4x2-6x2 or 6x4 tractor configurations.

### AXLE and TIRE SPECIFICATIONS

Suitable tire for the jant 17,5-19,5 or 22,5 size  
Axles: 12-18 ton capacity drum axle  
Lifting system: There is a load-sensitive automatic Axle Lifting System on the Front Axle.  
Steering Axle Options: The steering axle can be added with the customer request.

### SUSPENSION FEATURES

The suspension is available in either mechanical or air suspension, depending on customer



### CONTAINER LOCK SYSTEM

The Container Locks are 2 x 20 ft, 1 x 30 ft, 1 x 40 ft ve 1 x 45 ft container confirmed by ADR document, swap body and high cube container.

### BRAKE SYSTEM

Brake system approved by ECE-R13 regulation.

### ELECTRICAL SYSTEM

Compliant with ISO standards, featuring 2x7-pin sockets.  
15-pin socket in compliance with ADR regulations.  
Rear stop lights with 7 functions [with horn].  
2 white LED side marker lights.  
Amber side marker lights based on the platform's length.  
Additional lighting equipment for road and operational illumination as needed.

# CONTAINER CARRIER



**\*Measureings can be changed.**

#### **ACCESSORIES**



2 QTY Tool Box  
Wheel Chock  
Worklamp available for request  
1 QTY Fire Cabinet

#### **PAINT APPLICATIONS**

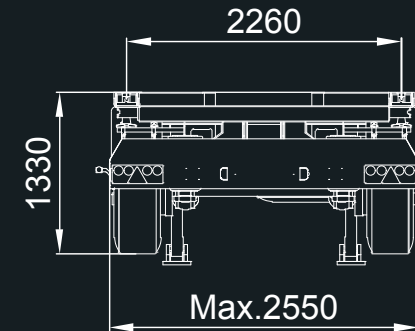
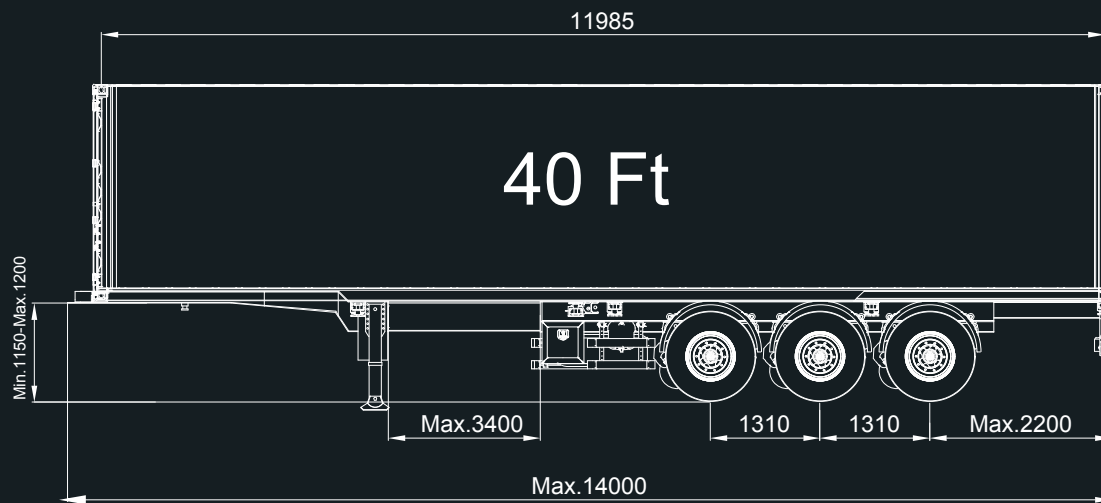
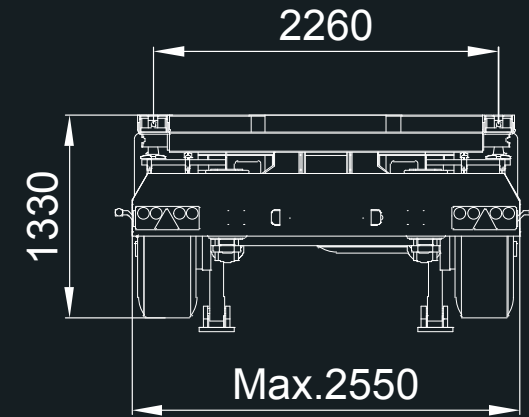
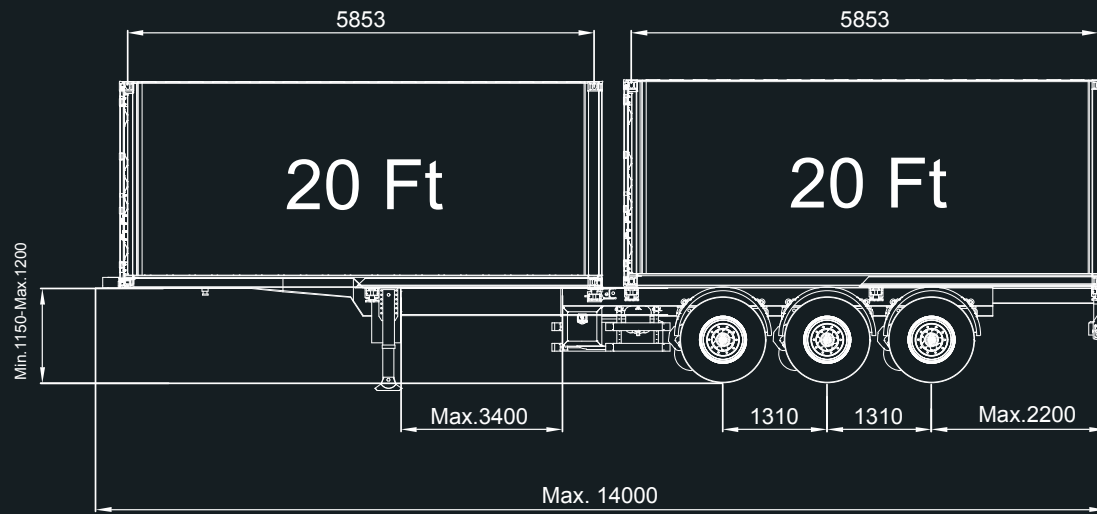
Sandblasting process in SA2.5 degree confirmed to ISO Standards is done before painting.  
Chemical cleaning are done after sandblasting process.  
Zinc-Rich or Metallising process are done by customer request.  
It is done with epoxy primer and acrylic paint in paint cabin with oven.



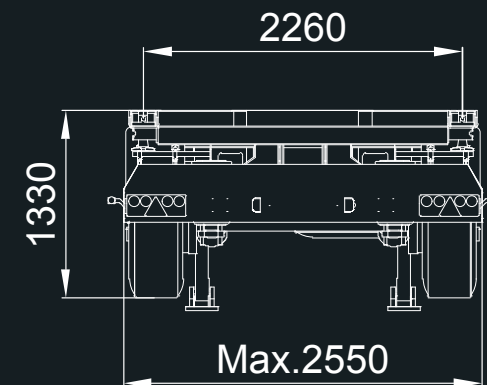
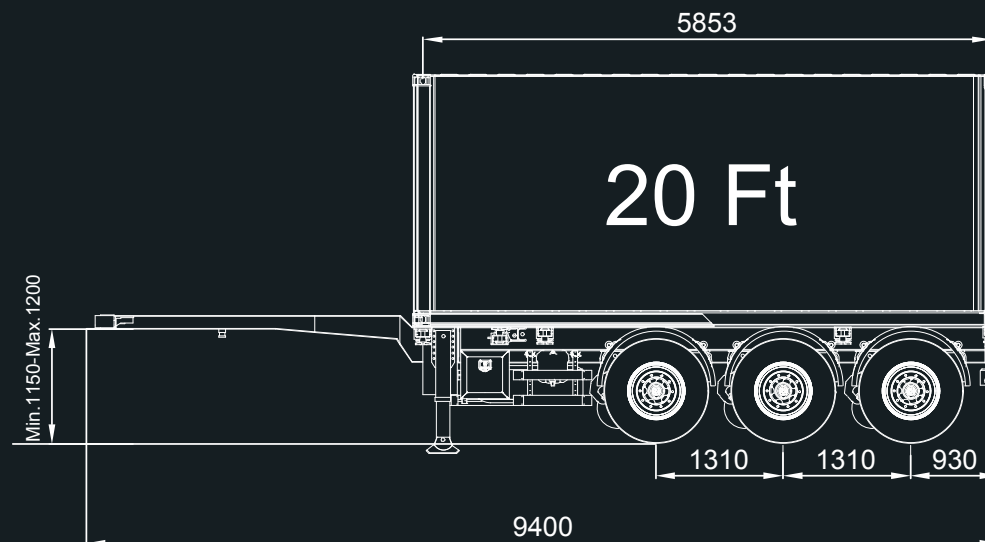
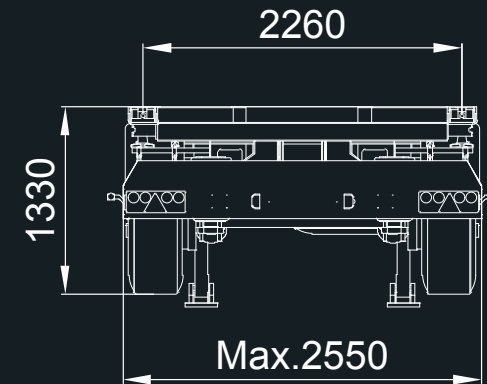
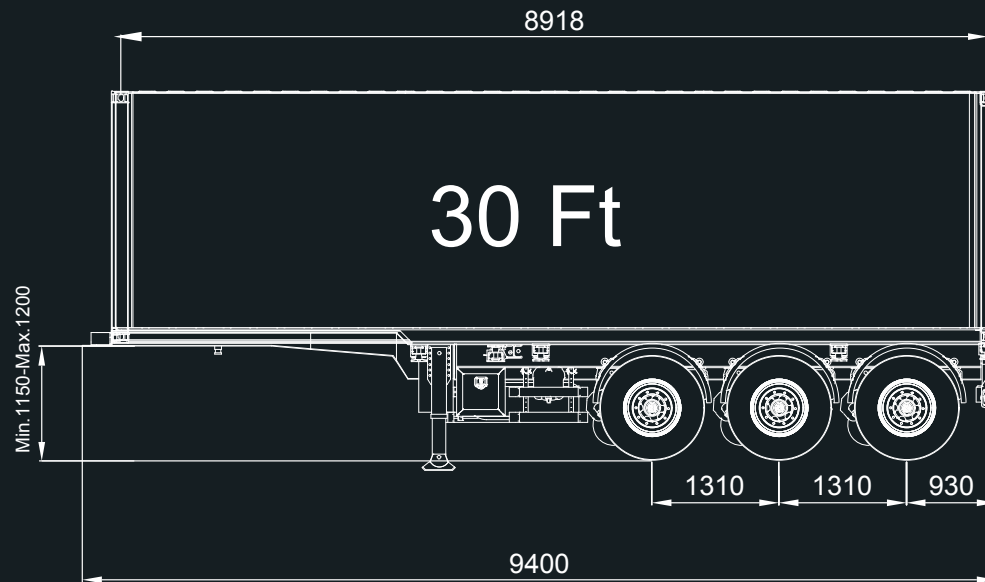
# NÜKTE TRAILER

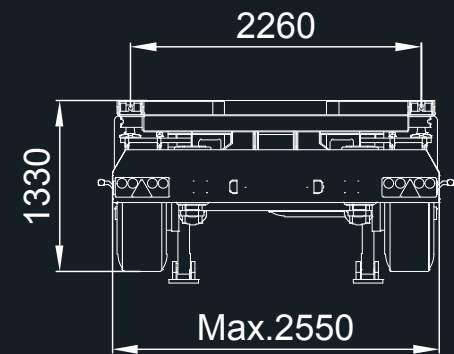
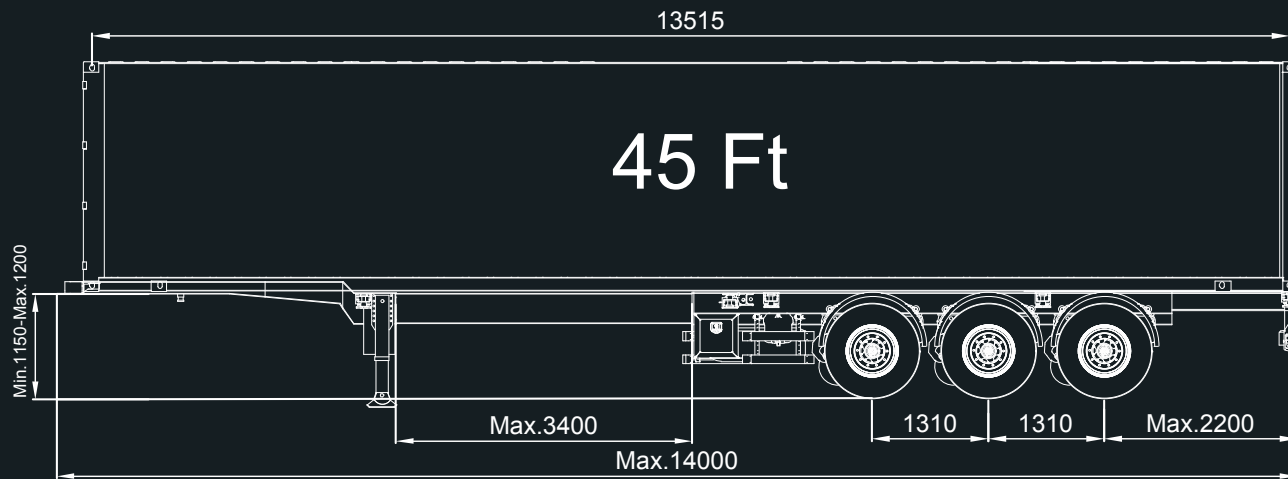
[www.nuktetrailer.com](http://www.nuktetrailer.com)  444 6 121 





**CONTAINER**  
**CARRIER**





CONTAINER  
CARRIER

## HALF PIPE TIPPING TRAILER



**BRAKE SYSTEM:** Dual-circuit brake system compliant with ECE R13 regulation. WABCO RSS system with 2S/2M electronic anti-lock braking system. Emergency stop and ramp valve.

**TIPPER LIFTING:** Front telescopic cylinder, minimum 45° lifting angle, and cold-drawn, high-strength steel cylinder resistant to pressure at this angle.

**ELECTRICAL SYSTEM:** 7 x 24-volt lighting system compliant with ECE R48 regulation.

**AXLE SET:** The Axles 9 ton-12 ton can be preferred.

**AXLE LIFTING:** There is automatic lifting system sensible to load on the front axle.

**TIRE/RIM:** 6+1 tires and rims, size 385/65 R 22.5.

**PUMP:** Dual rotary gear pump with a capacity of 35-90 min./lt.

**HOSES:** R2 steel hoses resistant to a working pressure of 250 bar.

**LANDING GEAR:** Double-stage telescopic legs and gearboxes with a dynamic load capacity of 24 tons.

**SIDE PROTECTION/GUARD:** Fixed or foldable type compliant with ECE R73 regulation.

**MUDGUARD:** Full FRP mud protection on the wheel

**PAINT:** Sandblasting process in SA2.5 degree confirmed to ISO Standards is done before painting.

Chemical cleaning are done after sandblasting process.

It is done with epoxy primer and acrylic paint in paint cabin with oven.

Zinc-Rich or Metallising process are done by customer request.

**ACCESSORIES:** Toolbox, water tank, tire bumper, fire extinguisher cabinet, necessary indicator signs, and optional accessories.





# HALF PIPE TIPPING TRAILER



**\*Its M3 is available for customer request.**

#### **VOLUME**

Depending on customer preference, in the range of 18-32 m3.

#### **BUFFER**

Flexible buffer designed according to ECE R58 regulation. Optionally, a foldable buffer with pneumatic system.

#### **OIL TANK**

Specially designed, gasketed, and filtered oil tank.

#### **FRONT PANEL - REAR DOOR**

450 Brinell or 500 TUF hardness wear sheet/plate

#### **CHASSIS**

Imported S700MC or domestically reinforced S355JR chassis.

#### **POOL MATERIAL**

450 Brinell veya 500 TUF Sertliğinde HARDOX Sac Malzemenen

#### **KING PIN**

2-inch detachable flanged towing pin according to ECE R55 regulation.

#### **REAR PALLET**

For asphalt carriers, wear plate/covering with a hardness of 450 HB.


#### **GROUND / SIDE WALLS**

The imported wear sheet/plate with 5/4mm thickness, 450 Brinell or 500 TUF hardness.

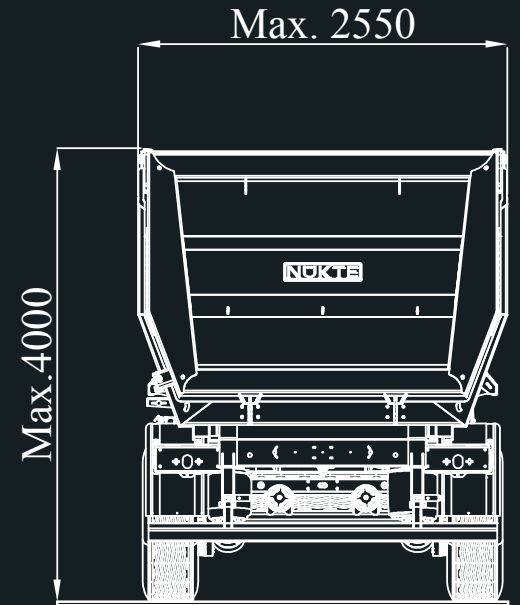
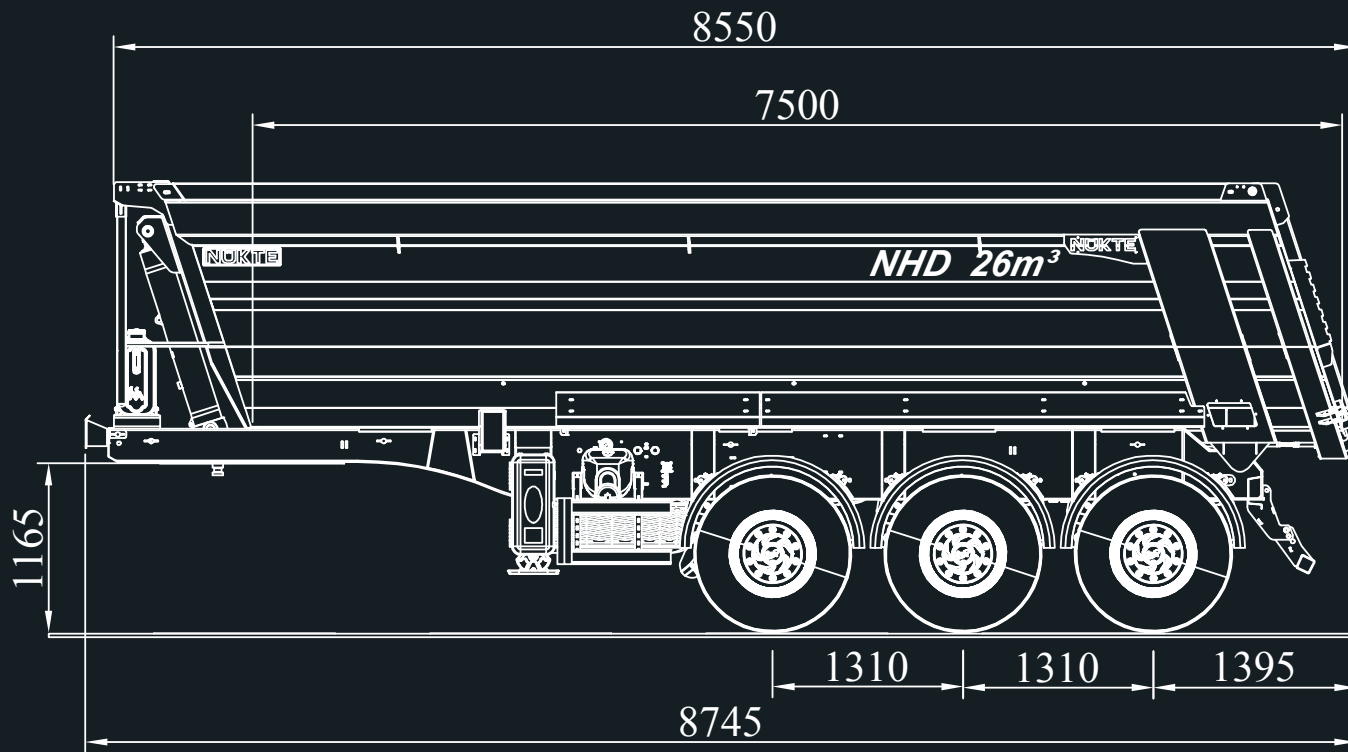
#### **TENT SYSTEM**

It can be manufactured as hydraulics system, sliding system or automatic tent sytem.

# NÜKTE TRAILER

[www.nuktetrailer.com](http://www.nuktetrailer.com)  444 6 121 





# HALF PIPE TIPPING TRAILER

## ACCORDION TRAILER

**BRAKE SYSTEM:** Dual-circuit brake system compliant with ECE R13 regulation. WABCO RSS system with 2S/2M electronic anti-lock braking system. Emergency stop and ramp valve.

**TIPPER LIFTING:** Front telescopic cylinder, minimum 45° lifting angle, and cold-drawn, high-strength steel cylinder resistant to pressure at this angle.

**ELECTRICAL SYSTEM:** 7 x 24-volt lighting system compliant with ECE R48 regulation.

**AXLE SET:** The Axles 9 ton-12 ton can be preferred.

**AXLE LIFTING:** There is automatic lifting system sensible to load on the front axle.

**TIRE/RIM:** 6+1 tires and rims, size 385/65 R 22.5.

**PUMP:** Dual rotary gear pump with a capacity of 35-90 min./lt.

**HOSES:** R2 steel hoses resistant to a working pressure of 250 bar.

**LANDING GEAR:** Double-stage telescopic legs and gearboxes with a dynamic load capacity of 24 tons.

**SIDE PROTECTION/GUARD:** Fixed or foldable type compliant with ECE R73 regulation.

**MUDGUARD:** Full FRP mud protection on the wheel

**PAINT:** Sandblasting process in SA2.5 degree confirmed to ISO Standards is done before painting.

Chemical cleaning are done after sandblasting process.

It is done with epoxy primer and acrylic paint in paint cabin with oven.

Zinc-Rich or Metallising process are done by customer request.

**ACCESSORIES:** Toolbox, water tank, tire bumper, fire extinguisher cabinet, necessary indicator signs, and optional accessories.



# ACCORDION TRAILER



**\*Its M3 is available for customer request.**

#### **VOLUME**

Depending on customer preference, in the range of 18-32 m3.

#### **BUFFER**

Flexible buffer designed according to ECE R58 regulation. Optionally, a foldable buffer with pneumatic system.

#### **OIL TANK**

Specially designed, gasketed, and filtered oil tank.

#### **FRONT PANEL - REAR DOOR**

450 Brinell or 500 TUF hardness wear sheet/plate

#### **CHASSIS**

Imported S700MC or domestically reinforced S355JR chassis.

#### **REAR COVER**

It can be manufactured rear cover as hydraulic, mechanic and hydromechanic by customer request.

#### **POOL MATERIAL**

450 Brinell veya 500 TUF Sertliğinde HARDOX Sac Malzemenen

#### **KING PIN**

2-inch detachable flanged towing pin according to ECE R55 regulation.

#### **REAR PALLET**

For asphalt carriers, wear plate/covering with a hardness of 450 HB.



#### **GROUND / SIDE WALLS**

The imported wear sheet/plate with 5/4mm thickness, 450 Brinell or 500 TUF hardness.

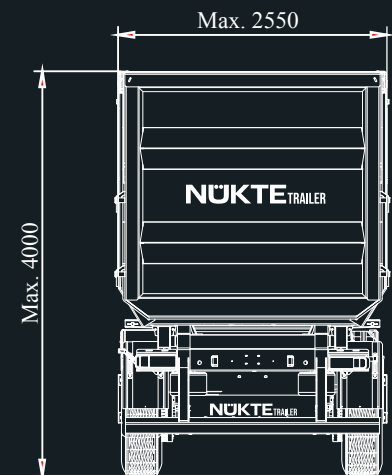
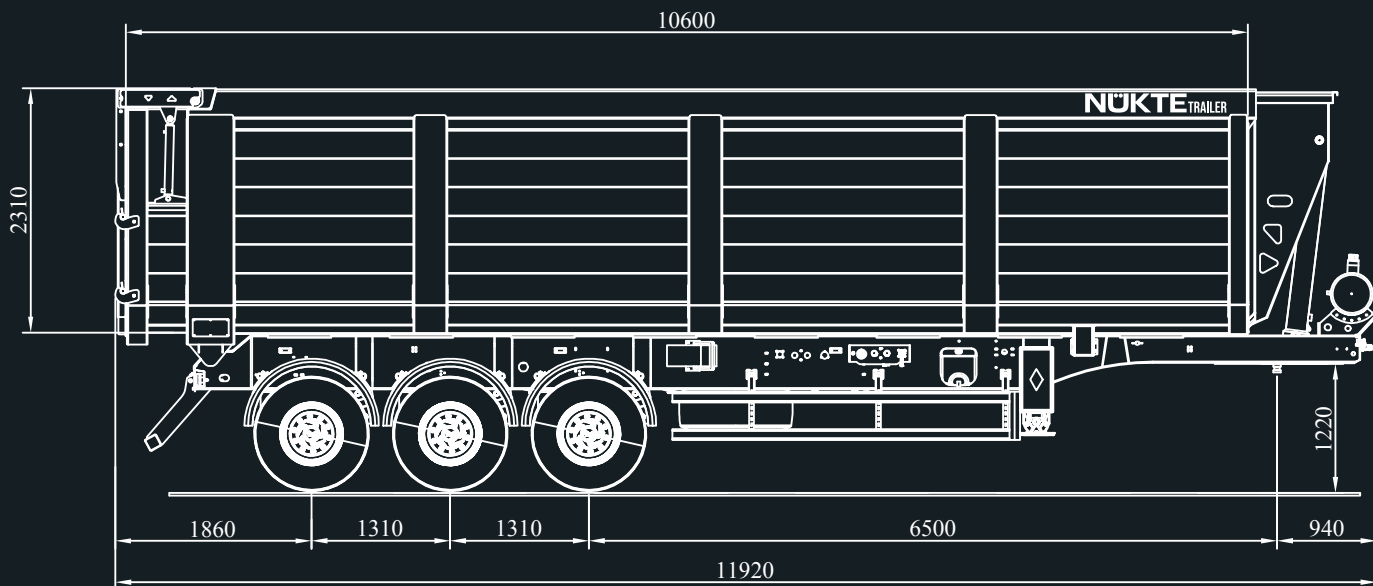
#### **TENT SYSTEM**

It can be manufactured as hydraulics system, sliding system or automatic tent sytem.

# NÜKTE TRAILER

[www.nuktetrailer.com](http://www.nuktetrailer.com)  444 6 121 





# ACCORDION

# TRAILER

# NÜKTE TRAILER

## Türkiye / Konya - Factory

Büyükkayacık Mah. Konya 4. OSB 101 Cad. NO:24/1 Selçuklu/KONYA  
Tel: 444 6 121 | E-mail: [info@nuktetrailer.com](mailto:info@nuktetrailer.com) | [www.nuktetrailer.com](http://www.nuktetrailer.com)

## TÜRKİYE / İstanbul

Harbiye Mah. Abdi İpekçi Cad. Kamelya Apt. NO:9/4 Nişantaşı/Şişli/  
İSTANBUL Tel: +90 212 225 02 01 | +90 538 021 10 42